


# EDGING URBAN MILL FINISHED ALUMINIUM



|                 |  |
|-----------------|--|
| <b>TYPE</b>     | Edging   |
| <b>RANGE</b>    | Designer Stair Edging  |
| <b>DESIGN</b>   | Urban  |
| <b>MATERIAL</b> | 6063 T5 extruded aluminium alloy with silicon carbide infill |
| <b>FINISH</b>   | Mill Finished  |



## FEATURES

Intermittent striations of hard wearing, solid silicon carbide inserted into aluminium extrusions designed by DTAC in Australia

Available in exclusive premium quality flat or angle profiles

Suitable for all stable finished outdoor or indoor surfaces and substrates

Designed to comply with AS 1428.1 Design for Access and Mobility Part 1: General Requirements for Access — New Building Work

Tested for compliance with slip resistance requirements as detailed in HB 198

Backed by 2 year warranty

## SLIP RESISTANCE TESTING

Important information: To determine a classification of a slip resistance rating, see Australian Standards Hand Book 198 (HB 198), an Introductory Guide to Slip Resistance of Pedestrian Materials. This document outlines the minimum ratings of a location and situation of a pedestrian surface.

|                         |  |
|-------------------------|--|
| <b>TEST</b>             | Wet Pendulum Test — AS 4586 APPENDIX A |
| <b>FOUR S 96 SLIDER</b> | = 77 <b>CLASS</b> = P5                 |

|                 |  |
|-----------------|--|
| <b>TEST</b>     | Dry Floor Friction Test — AS 4586 APPENDIX B |
| <b>MEAN COF</b> | = 0.75 <b>CLASS</b> = D1                     |

|                                  |   |
|----------------------------------|---|
| <b>TEST</b>                      | Wet/Barefoot Ramp Test — AS 4586 APPENDIX C |
| <b>MEAN ANGLE OF INCLINATION</b> | = 37° <b>CLASS</b> = C                      |

|  |  |
|--|--|
| <b>TEST</b>                                    | Oil/Wet Ramp Test — AS 4586 APPENDIX D |
| <b>CORRECTED MEAN OVERALL ACCEPTANCE ANGLE</b> | = 33° <b>CLASS</b> = R12               |

## LUMINANCE TESTING

Important information: To determine a luminance contrast between a substrate and the DTAC EDGING, see: AS 1428.1:2009. DTAC can test your substrate for luminance contrast to give you peace of mind that your DTAC project will be fully compliant to AS 1428.1.

|             |   |
|-------------|---|
| <b>TEST</b> | Design for Access & Mobility — AS 1428.1 APPENDIX B |
|-------------|---|

|   |        |
|---|--------|
| <b>MILL FINISH</b>                        |        |
| <b>LUMINANCE REFLECTANCE RATING / WET</b> | = 2.62 |
| <b>LUMINANCE REFLECTANCE RATING / DRY</b> | = 3.63 |

## FIRE TESTING

Important information: The results displayed in this document relate to the behaviour and environment of the product in the conditions to which the test was carried out. This is not intended to be the sole criterion for assessing the potential fire hazard of the product in use.

|                                       |  |
|---------------------------------------|--|
| <b>TEST</b>                           | Reaction to Fire Tests for Floor Coverings — AS/ISO 9239.1 |
| <b>MEAN DISTANCE OF FLAME TRAVEL</b>  | = 5mm  |
| <b>AVERAGE CRITICAL RADIANT FLUX</b>  | = ≥ 11kW/m <sup>2</sup>                                    |
| <b>AVERAGE INTEGRATED SMOKE VALUE</b> | = 2% x min   |

DTAC PTY LTD  
ABN 41 093 070 127

PEMKO®

Unit 4, 11-12 Phillip Court  
Port Melbourne Victoria  
Australia 3207

T 1300 793 478  
F 1300 780 628

PO Box 5059  
South Melbourne Victoria  
Australia 3205

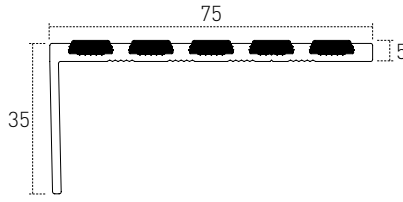
estimating@dtac.com.au  
www.dtac.com.au

© DTAC Pty Ltd 2017

# EDGING URBAN FINISHES & SIZES

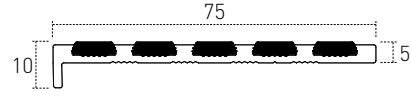
## DESIGNER STAIR EDGING - AVAILABLE SIZES

### MILL FINISHED



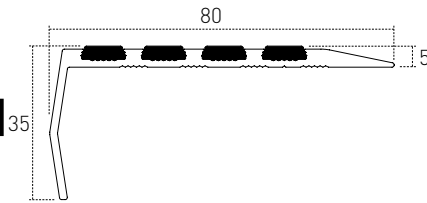
**CODE** DE0710MF

**SIZE** H35 x W75 x T5 - L3000



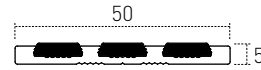
**CODE** DE0750MF

**SIZE** H10 x W75 x T5 - L3000



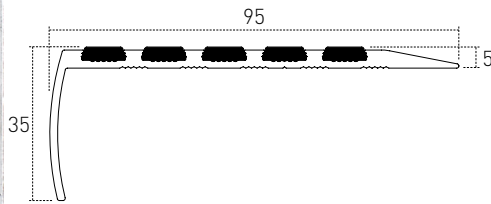
**CODE** DE0720MF

**SIZE** H35 x W80 x T5 - L3000



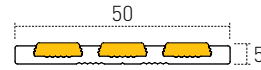
**CODE** DE0760MF

**SIZE** W50 x T5 - L3000



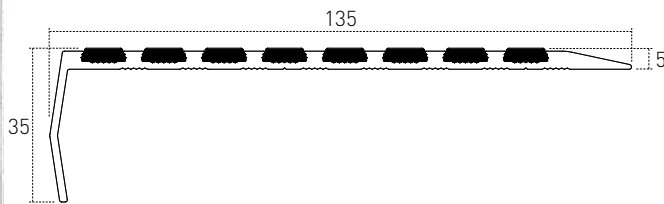
**CODE** DE0730MF

**SIZE** H35 x W95 x T5 - L3000



**CODE** DE0760MFY

**SIZE** W50 x T5 - L3000



**CODE** DE0740MF

**SIZE** H35 x W135 x T5 - L3000

### AVAILABLE FINISHES

#### MILL FINISHED

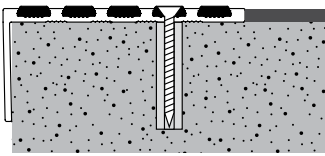


#### MILL FINISHED WITH YELLOW INSERT

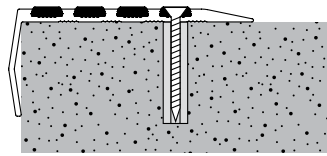


# EDGING URBAN INSTALLATION & APPLICATION

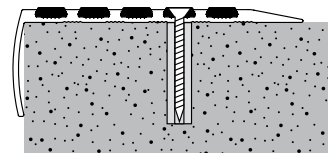
**SUBSTRATE** Stone / Masonry / Timber / Vinyl



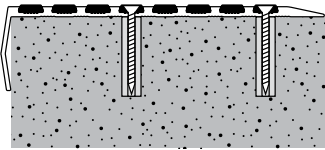
**FIXING** Screw-fixed. Optional adhesive (colour matched screws & plugs supplied).



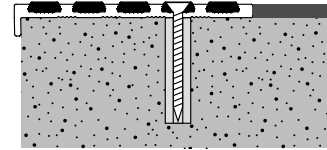
**FIXING** Screw-fixed. Optional adhesive (colour matched screws & plugs supplied).



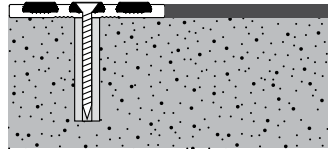
**FIXING** Screw-fixed. Optional adhesive (colour matched screws & plugs supplied).



**FIXING** Screw-fixed. Optional adhesive (colour matched screws & plugs supplied).

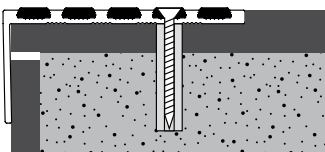


**FIXING** Screw-fixed. Optional adhesive (colour matched screws & plugs supplied).

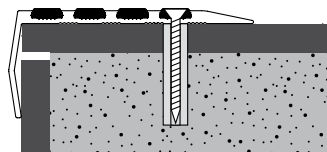


**FIXING** Screw-fixed. Optional adhesive (colour matched screws & plugs supplied).

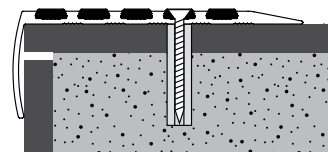
**SUBSTRATE** Vitrified Porcelain / Ceramics / Glass / Metals



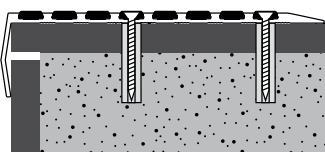
**FIXING** Screw-fixed. Optional adhesive (colour matched screws & plugs supplied).



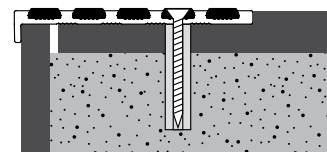
**FIXING** Screw-fixed. Optional adhesive (colour matched screws & plugs supplied).



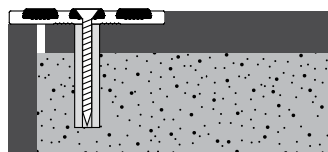
**FIXING** Screw-fixed. Optional adhesive (colour matched screws & plugs supplied).



**FIXING** Screw-fixed. Optional adhesive (colour matched screws & plugs supplied).



**FIXING** Screw-fixed. Optional adhesive (colour matched screws & plugs supplied).



**FIXING** Screw-fixed. Optional adhesive (colour matched screws & plugs supplied).

**NOTE** Ensure grout line is discrete as illustrated

**NOTE** Ensure grout line is discrete as illustrated